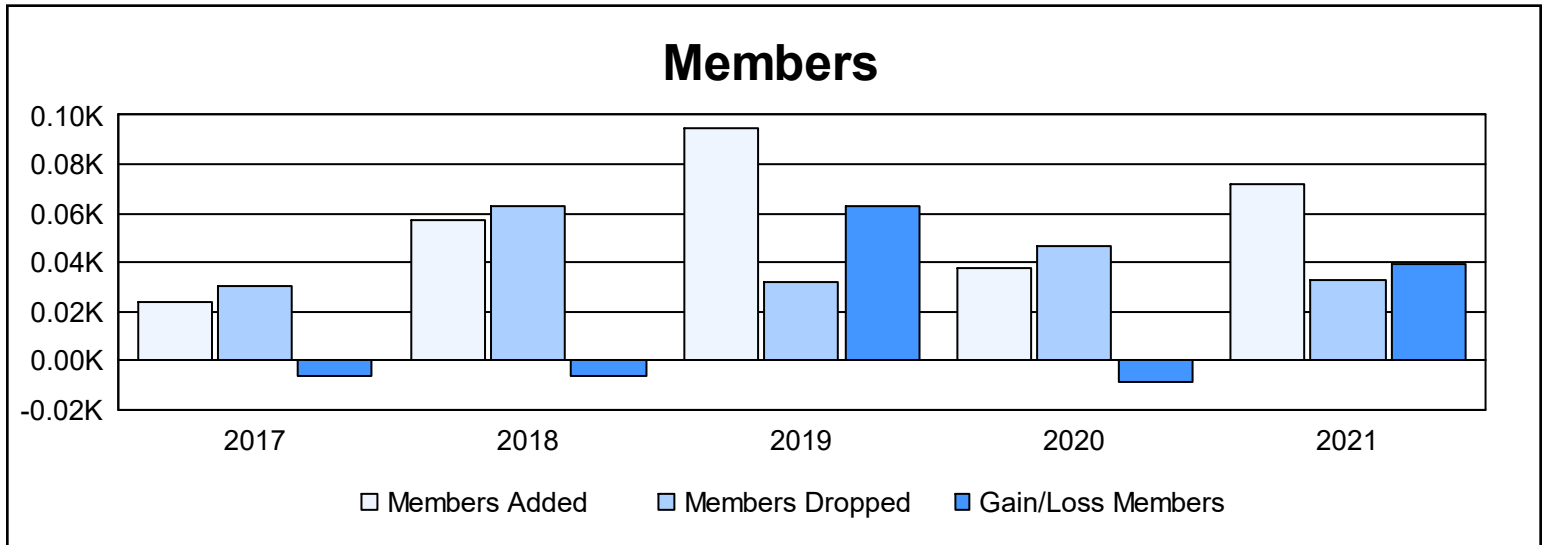
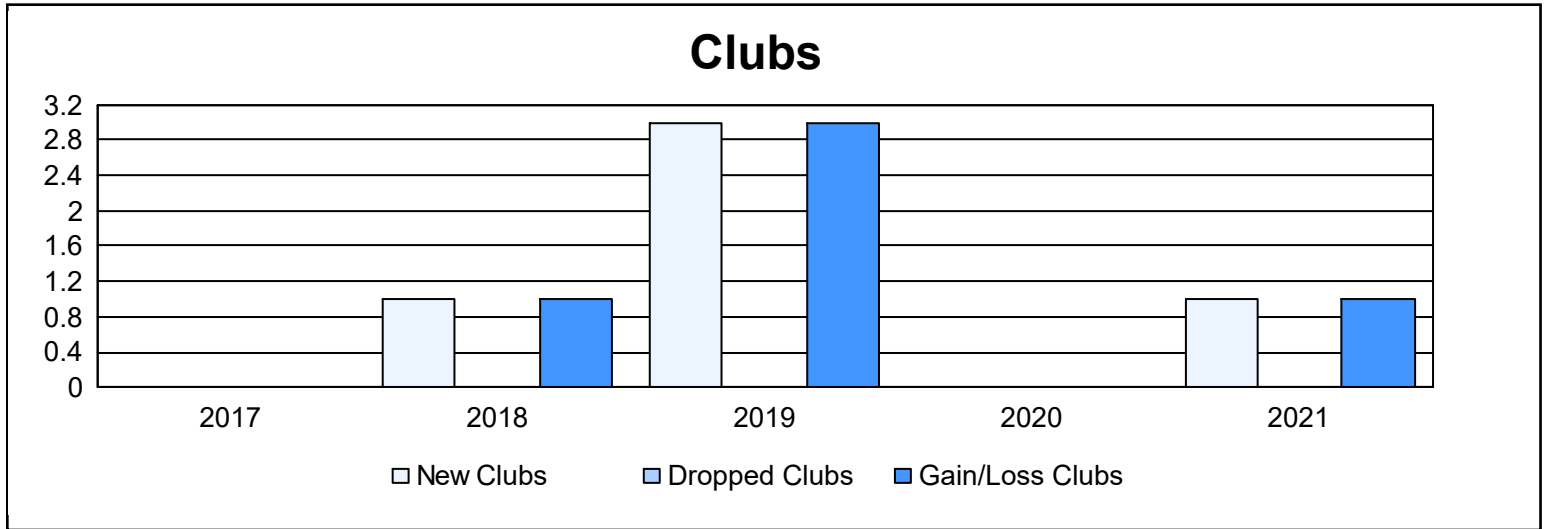
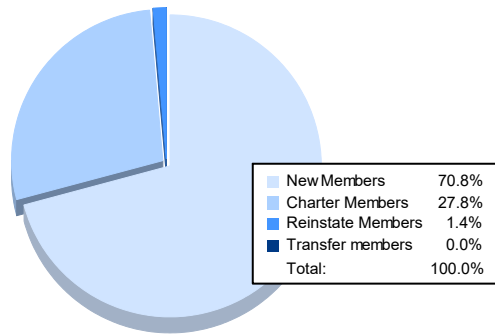


| Year | New Clubs | Dropped Clubs | Gain/ Loss Clubs | New Members | Charter Members | Reinstate Members | Transfer Members | Total Member Added | Total Members Dropped | Gain/ Loss Members |
|----------------|-----------|---------------|------------------|-------------|-----------------|-------------------|------------------|--------------------|-----------------------|--------------------|
| 2016-2017 | 0 | 0 | 0 | 23 | 0 | 1 | 0 | 24 | 30 | -6 |
| 2017-2018 | 1 | 0 | 1 | 37 | 20 | 0 | 0 | 57 | 63 | -6 |
| 2018-2019 | 3 | 0 | 3 | 32 | 63 | 0 | 0 | 95 | 32 | 63 |
| 2019-2020 | 0 | 0 | 0 | 38 | 0 | 0 | 0 | 38 | 47 | -9 |
| 2020-2021 | 1 | 0 | 1 | 51 | 20 | 1 | 0 | 72 | 33 | 39 |
| Average | 1 | 0 | 1 | 36 | 21 | 0 | 0 | 57 | 41 | 16 |



Membership Composition June 2021 Cumulative



Gender Composition June 2021 Cumulative

